

Q1Y24 Good Software Demo

Presented on: August 15, 2025
Prepared by: Ericka Bastias (K15t)



CleverApp

Automate and scale your sales processes with CleverApp. Explore topics and articles in our product documentation to learn how to get the most out of CleverApp.



What was our mission this quarter

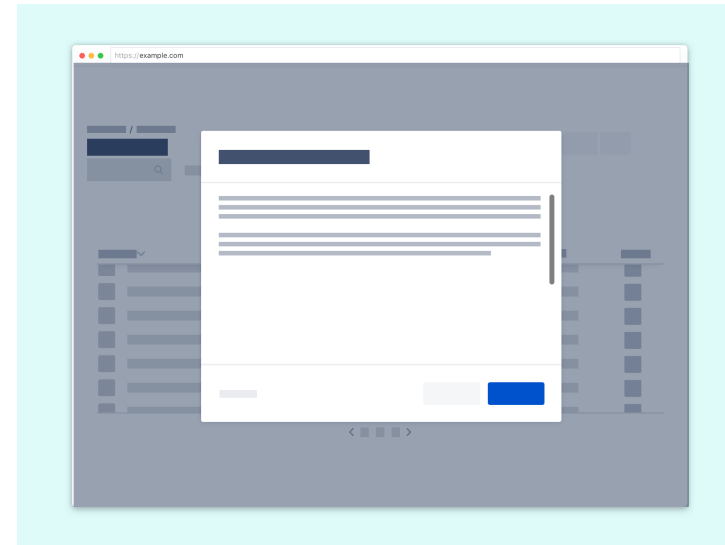
Innovate data analysis methods and enhance user engagement through algorithm development and strategic marketing campaigns.



This quarter in short

What we accomplished

- Developed new algorithm for better data analysis.
- Increased user engagement by 20% through gamification features.
- Launched successful marketing campaign resulting in a 15% increase in user base.



Our marketing campaign



What is coming next

- Develop and launch a new feature aimed at enhancing user engagement and retention.
- Conduct A/B testing on the platform to optimize user experience and increase conversion rates.

Questions?



SmartApp

Test and manage your products with SmartApp. Resources and tools to help you build, test, and manage your best products.



What was our mission this quarter

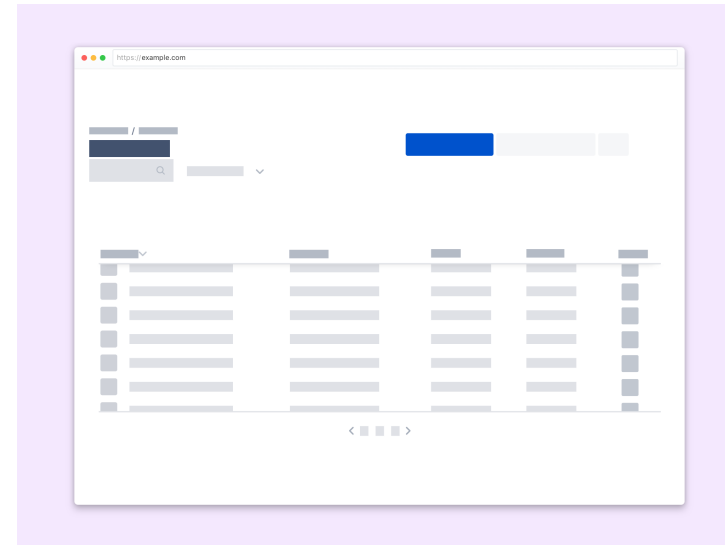
Improve user experience and increase revenue through the implementation of AI-driven solutions, integration with productivity tools, and targeted sales strategies.



This quarter in short

What we accomplished

- Implemented AI-driven chatbot for customer support, reducing response time by 50%.
- Introduced new feature integration with popular productivity tools, enhancing user experience.
- Achieved a 25% increase in revenue through targeted upselling and cross-selling strategies.



Enhancing productivity tools



What is coming next

- Expand the integration capabilities with third-party platforms to provide users with a seamless experience.
 - Implement predictive analytics to anticipate user needs and provide proactive recommendations.
-

Questions?



WiseApp

Manage your data through the customer lifecycle with WiseApp. To help organizations manage customer data throughout the customer lifecycle.



What was our mission this quarter

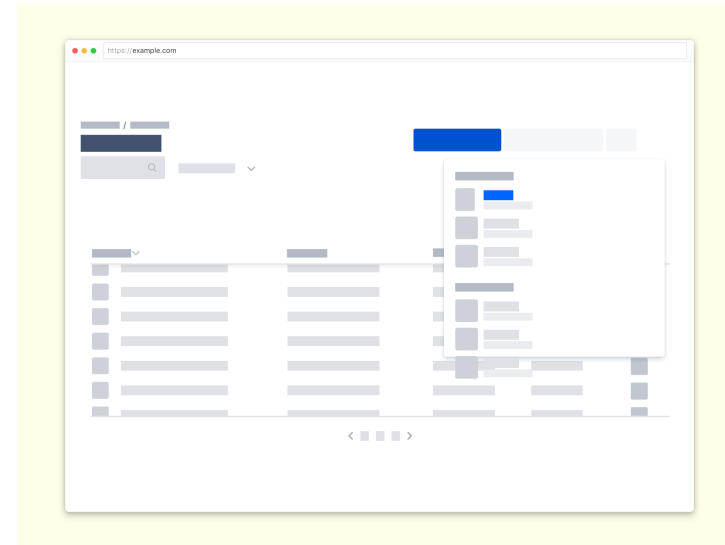
Prioritize user privacy and satisfaction while expanding global reach through cybersecurity enhancements, personalized user experiences, and localization efforts.



This quarter in short

What we accomplished

- Enhanced cybersecurity measures, ensuring data protection and user privacy.
- Implemented machine learning algorithms to personalize user experience, resulting in a 30% increase in user satisfaction.
- Expanded global reach through localization efforts, penetrating new markets effectively.



Our localization dashboard



What is coming next

- Strengthen data analytics capabilities to gain deeper insights into user behavior and preferences.
 - Launch targeted marketing campaigns in key emerging markets to drive user acquisition and brand awareness.
-

Questions?






Good Software

Thank you!

www.goodsoftware.com

Thanks for Checking Out This PDF Export Example

This PDF was written in Confluence and exported
using Scroll PDF Exporter.



Create Beautiful, Branded PDFs from Confluence

Turn your Confluence content into professionally designed PDFs that match your brand and look great every time with Scroll PDF Exporter.

[Try it free for 30 days →](#)



Want To Do Even More With Your Exports?

Scroll Exporter Extensions is a free Marketplace app that gives you extra control over how content is used and formatted during export – directly in your Confluence page content.

[Install it now →](#)



By the Way...

If PDFs aren't the only thing you export, we've got you covered.

Check out [Scroll Word Exporter](#) and [Scroll HTML Exporter](#) for quick, clean exports in other offline formats.

And if you want to publish Confluence content online, [Scroll Sites](#) helps you create beautiful help centers, knowledge bases, blogs, and more.

Liked This Template?

There are even more templates to explore – head to the PDF Template Library.

[Browse Templates →](#)

✓ Reports ✓ Letterheads ✓ Onboarding Plans ✓ User Manuals ✓ Product Fact Sheets